

P25CF

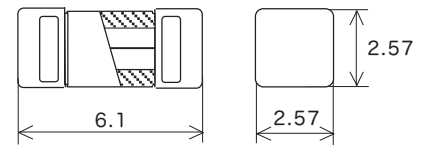
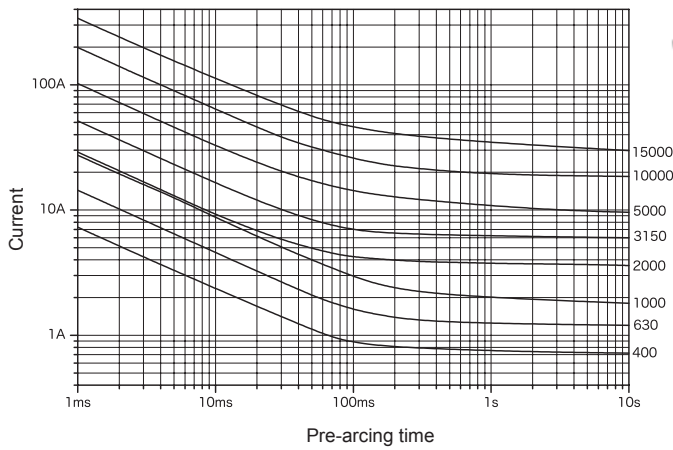
Protector

Quick-acting

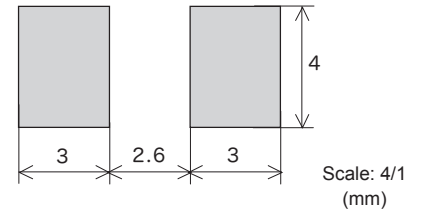
RoHS-compliant

Pb free

Representative pre-arcing time-current characteristics



Land pattern for reflow soldering (reference dimensions)



Maximum working voltage	Certification	Rated current (I_N) *1	Maximum breaking current		Temp. rise	Current carrying capacity	Overload operation
DC 60 V	-	63 mA–10 A	50 A	Resistive circuit	75 K or less at 1.0 I_N	1.0 I_N until temperature stabilization occurs	Within 60 s at 2.0 I_N
		Over 10 A–15 A			100 K or less at 1.0 I_N		
		Over 15 A–18 A			75 K or less at 1.0 I_N		

*1: Customer-requested rated current values can be supplied from within the given range.

Note: The rated current (in amperes) multiplied by 1,000 is indicated on the product and its packaging (e.g., "630" for the 0.63 A version). The product name is the type name followed by this value.

P25CT

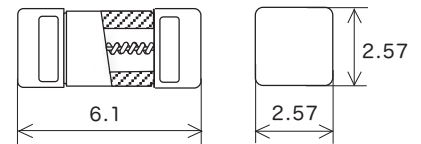
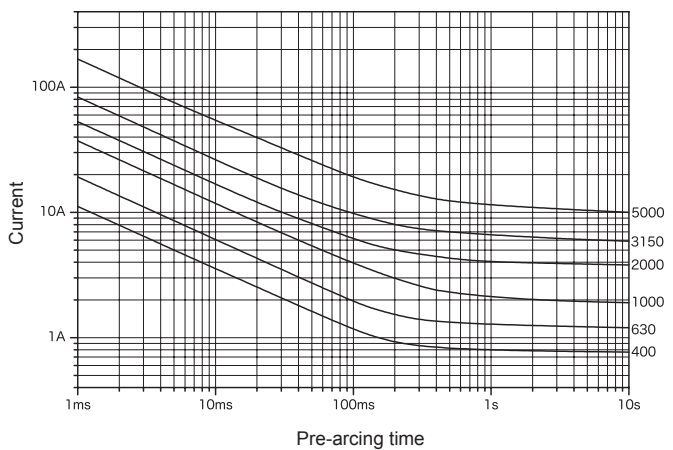
Protector

Inrush-withstand

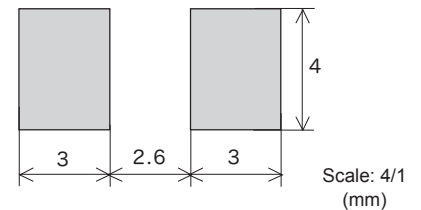
RoHS-compliant

Pb free

Representative pre-arcing time-current characteristics



Land pattern for reflow soldering (reference dimensions)



Maximum working voltage	Certification	Rated current (I_N) *1	Maximum breaking current		Temp. rise	Current carrying capacity	Overload operation
DC 60 V	-	100 mA–5 A	50 A	Resistive circuit	75 K or less at 1.0 I_N	1.0 I_N until temperature stabilization occurs	Within 60 s at 2.0 I_N

*1: Customer-requested rated current values can be supplied from within the given range.

Note: The rated current (in amperes) multiplied by 1,000 is indicated on the product and its packaging (e.g., "630" for the 0.63 A version). The product name is the type name followed by this value.